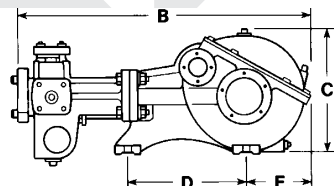
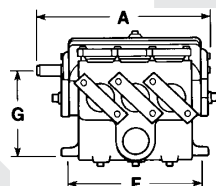
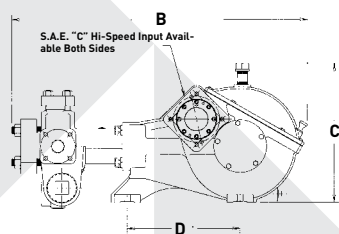



MYERS® E54-30, E70-23, E80-20, E110-14 HIGH PRESSURE RECIPROCATING PUMPS

A high performance reciprocating pump line suited for varied and tough applications that require dependable flow and pressure.

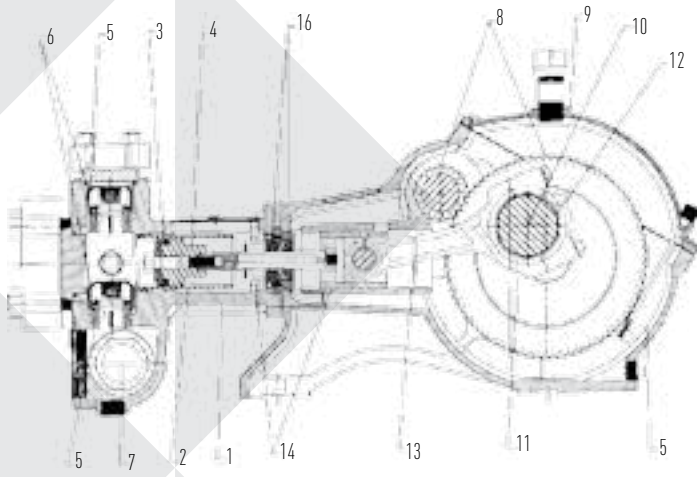
The E Series combines Pentair's manufacturing expertise and understanding of applications to provide a pump that is perfect for every high pressure job. At Pentair, we know what you need and we deliver. For more details, contact your Pentair sales representative or customer service at 419-289-1144.



SPECIFICATIONS

Catalog Number	Maximum Rated Pressure (PSI) (BAR)	Maximum Rated Capacity (GPM) (LPM)	Gear Reduction Ratio	Temperature Rating (°F) (°C)	Size in Inches (Millimeters)						Weight (Lbs.) (kg)	Dimensions in Inches (Millimeters)							
					Cylinder Bore	Piston Stroke	Suction Size (NPT)	Discharge Size (NPT)	Input Shaft*	Keyway*		A	B	C	D	E	F	G	Diameter of Mounting Hole
E54-30 Triplex	3000 207	54 204	3.95 to 1	160 71	1.750 44.45	3.750 95.25	3 76.20	1 1/4 31.75	1 5/8 41.3	3/8 x 3/16 9.53 x 4.76	525 238	21 533.4	36.25 920.75	17 431.8	14 355.6	7.5 190.5	16 406.4	10.38 263.65	.75 19.05
E70-23 Triplex	2300 169	70 265	3.95 to 1	160 71	2.000 50.80	3.750 95.25	3 76.20	1 1/4 31.75	1 5/8 41.3	3/8 x 3/16 9.53 x 4.76	525 238	21 533.4	36.25 920.75	17 431.8	14 355.6	7.5 190.5	16 406.4	10.38 263.65	.75 19.05
E80-20 Triplex	2000 138	80 303	3.95 to 1	160 71	2.125 53.97	3.750 95.25	3 76.20	1 1/4 31.75	1 5/8 41.3	3/8 x 3/16 9.53 x 4.76	525 238	21 533.4	36.25 920.75	17 431.8	14 355.6	7.5 190.5	16 406.4	10.38 263.65	.75 19.05
E110-14 Triplex	1477 50	110 416	3.95 to 1	160 71	2.500 63.50	3.750 95.25	3 76.20	1 1/4 31.75	1 5/8 41.3	3/8 x 3/16 9.53 x 4.76	525 238	21 533.4	36.25 920.75	17 431.8	14 355.6	7.5 190.5	16 406.4	10.38 263.65	.75 19.05

*Hydraulic driven unit shown. Shaft drive available.



FLUID-END COMPONENTS

1. Cylinder body of high-strength ductile iron.
2. Cylinders are tapered steel shells with super-smooth, hard chrome oxide ceramic coating. Easily replaceable.
3. Piston cups are a proprietary HSN material with aramid fiber.
4. Piston assembly is made up of stainless steel and bearing bronze. The piston hub has 5/8" NC pulling threads to ease replacement of piston cups.
5. Abrasion resistant valve assemblies with replaceable polyurethane insert and stainless steel valve spring.
6. Valve and cylinder caps are steel with molded nitrile seals.
7. Suction & discharge located for easy service. Large threaded suction openings on sides and/or front. Discharge openings are flanged and tapped.

POWER-END COMPONENTS

8. Gearcase of rugged cast iron protects the gears and serves as oil reservoir for continuous lubrication. Cover section quickly removable for easy service.
9. Pinion & main gear are helical cut and machined from high-strength alloy steel, and can rotate in either direction. Integral pinion shaft is also machined from high-strength alloy steel.
10. Automotive type crankshaft is forged from alloy steel.
11. Shaft bearings feature tapered roller bearings.
12. Crankshaft journal bearings are automotive type, steel-backed inserts.
13. Connecting links are cast iron (D35) or ductile iron with replaceable bronze wrist-pin bearings. Wrist pins are press-fitted into the crossheads.
14. Crossheads/piston "pony" rods: Heavy-duty ductile iron crossheads "pony" rods are smoothly-ground and highly-polished stainless steel, threaded and pinned axially to crosshead.
15. Continuous splash lubrication is provided during either direction of rotation.
16. Oil seals for "pony" rods are designed for quick and easy replacement without removing the fluid end.

HORSEPOWER REQUIREMENTS

E54-30						
GPM LPM	RPM	Horsepower/Kilowatts Required For:				
		1800 PSI 124 BAR	2100 PSI 145 BAR	2400 PSI 165 BAR	2700 PSI 186 BAR	3000 PSI 207 BAR
30 113	1012	37 28	43 32	49 36	55 41	62 46
36 136	1215	44 33	52 39	59 44	66 49	74 55
42 158	1417	51 38	60 45	69 51	79 59	86 64
48 181	1620	59 44	69 51	79 59	89 66	98 73
54 204	1823	66 49	79 59	89 66	100 75	111 83

E80-20						
GPM LPM	RPM	Horsepower/Kilowatts Required For:				
		1200 PSI 83 BAR	1400 PSI 97 BAR	1600 PSI 110 BAR	1800 PSI 124 BAR	2000 PSI 138 BAR
40 151	914	33 24	38 29	44 33	49 37	55 41
50 189	1143	41 31	48 36	55 41	62 46	69 51
60 227	1371	49 37	58 43	66 49	74 55	82 61
70 265	1600	58 43	67 50	77 57	86 64	96 72
80 303	1828	66 49	77 57	88 65	99 74	110 82

E70-23						
GPM LPM	RPM	Horsepower/Kilowatts Required For:				
		1900 PSI 131 BAR	2000 PSI 138 BAR	2100 PSI 145 BAR	2200 PSI 152 BAR	2300 PSI 159 BAR
30 113	774	39 29	41 31	43 32	45 34	47 35
40 151	1032	52 39	55 41	57 42	60 45	63 47
50 189	1290	65 48	69 51	72 54	75 56	80 60
60 227	1549	78 58	82 61	86 64	90 67	95 71
70 265	1807	91 68	96 72	100 75	105 78	110 82

E110-14					
GPM LPM	RPM	Horsepower/Kilowatts Required For:			
		800 PSI 55 BAR	1000 PSI 69 BAR	1200 PSI 83 BAR	1400 PSI 97 BAR
70 265	1157	38 28	48 36	58 63	67 50
80 302	1322	44 33	55 41	66 49	77 57
90 340	1487	49 37	62 46	74 55	86 64
100 378	1652	55 41	69 51	82 61	96 72
110 416	1817	60 45	75 56	90 67	106 79

NOTE: Flow (GPM/LPM) based on 100% volumetric efficiency. Horsepower and kilowatts required are based on 85% overall efficiency.



740 EAST 9TH STREET,
ASHLAND, OHIO 44805
WWW.FEMYERS.COM

490 PINEBUSH ROAD, UNIT 4,
CAMBRIDGE, ONTARIO N1T 0A5
WWW.FEMYERS.COM

Because we are continuously improving our products and services, Pentair reserves the right to change specifications without prior notice.
K4018 01/08/14 © 2014 Pentair. All Rights Reserved.